

Invesco Investment Insights

Taking the “A” out from “EM”: Making sense of a dedicated China A share exposure

August 2019



Kevin Chen
Chief Investment Officer,
Invesco Great Wall



Key takeaways

- China's growing economic clout and weighting in global equity benchmarks will affect portfolio allocations.
- China's A share market's growth drivers and structure are different from other emerging markets.
- Having a dedicated A share exposure gives investors the full access to the rewards and risk the market presents.

China's growing economic clout and dynamism has benefited its companies and they present attractive options for investors looking to tap into China's growth potential. In a nod to their importance, global equity index providers are increasing the representation of Chinese companies' onshore-listed shares, known as A shares, in their benchmarks.

This article is exclusively for use by Professional Clients in Continental Europe (as defined in the Important information), Dubai, Ireland, the Isle of Man and the UK, as well as Qualified Investors in Switzerland; for Institutional Investors only in the United States; in Canada, the document is intended only for accredited investors as defined under National Instrument 45-106; for Professional Investors in Hong Kong; for Institutional Investors in Australia and Singapore; for Qualified Institutional Investors in Japan and Taiwan. It is not intended for and should not be distributed to, or relied upon by, the public or retail investors. Please do not redistribute.

Invesco Great Wall Fund Management Co. Ltd is a 49% Invesco-owned joint venture.

Investment risks

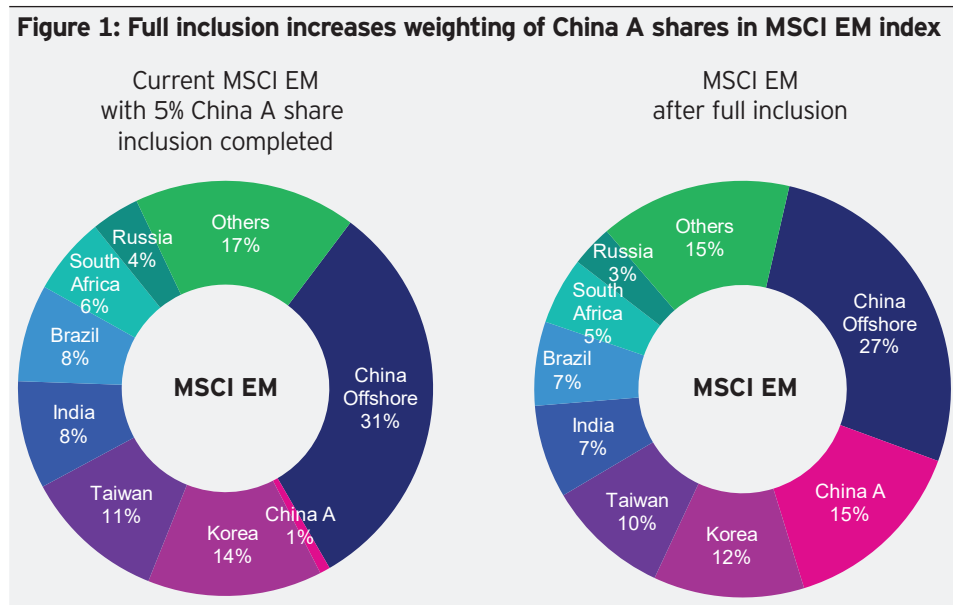
The value of investments and any income will fluctuate (this may partly be the result of exchange rate fluctuations) and investors may not get back the full amount invested.

These developments will no doubt affect allocations in global portfolios. Presently, global investors are likely to have most of their China exposure via Chinese companies' stocks listed in Hong Kong or the US. They now must think about how they should allocate to China A shares to fully capture the risks and reward that these onshore-listed stocks present. Some investors are even wondering if they should have dedicated exposure to China A shares, rather than having it as part of a global or emerging-markets portfolio.

In this paper, we look at how investors should think about their exposure to China A shares and argue that a dedicated allocation to the asset class makes for a very compelling approach for global investors.

A shares gaining more foreign interest but still under-represented

Global index providers are certainly taking notice of China A shares' attractiveness. MSCI in May 2019 started to increase the weighting of China A shares in its emerging-market benchmark from 5% to 20% gradually. While the timeline for full inclusion hasn't been revealed, a 100% inclusion EM would mean A shares would make up about 15% of the MSCI Emerging Markets (EM) index (figure 1).¹



Source: MSCI, Citi research, March 2019.

Elsewhere, FTSE Russell in June 2019 started a nine-month implementation of adding the asset class to the FTSE Global Equity Index Series as a secondary emerging market. Some 25% of the investable market capitalization of eligible names will be included.

China's capital-market reforms in opening up its equity markets were a major reason why the global index providers were willing to include A shares into their benchmarks. However, we think that this still under-represents the asset class's clout on several fronts.

China is not like other emerging markets

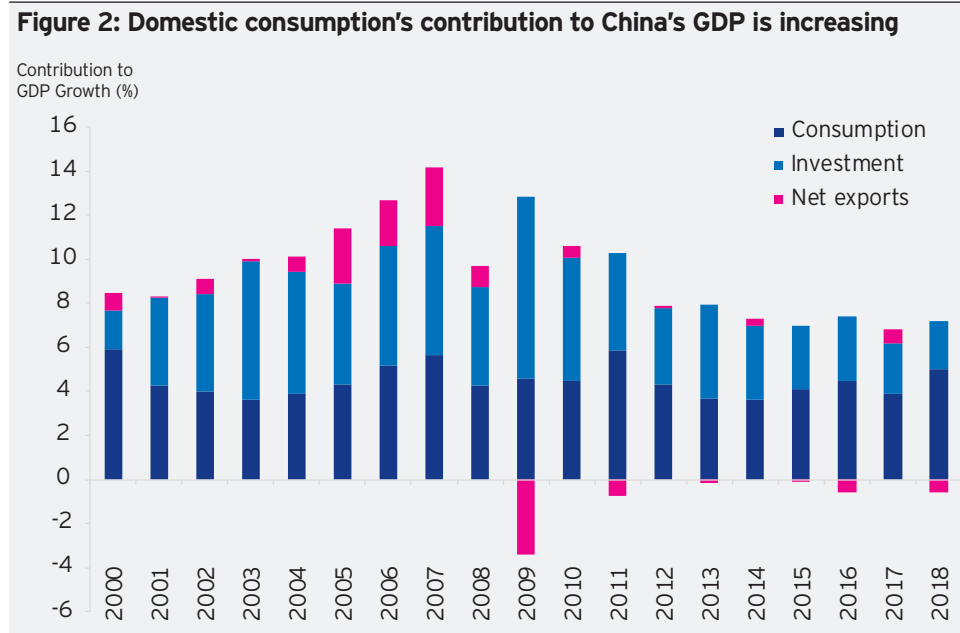
China may be classified as an emerging market, but the classification is made up of diverse economies. China stands out among them on several counts. In absolute terms, China is the world's largest economy based on purchasing-power parity at \$25.27 trillion in 2018, even though it's still classified as an emerging market.² It is on track to eliminate absolute poverty by 2020, according to China's current poverty standard (per capita rural net income of RMB 2,300 per year in 2010 constant prices).³

1. MSCI, Citi research, March 2019.

2. International Monetary Fund database April 2019.

3. The World Bank in China - Overview, World Bank website, accessed on July 5, 2019.

More importantly, drivers behind mainland China's real economic growth are different from other major emerging-market economies, with domestic consumption accounting for 76.2% of GDP growth in 2018 (figure 2).⁴ In comparison, other key emerging-market economies are more exposed to global trends: South Korea and Taiwan depend on exports for economic growth, while commodities drive the economic growth of South Africa, Brazil and Russia. All these mean that China's economic, business and monetary cycles are less in sync with global ones.



Source: Wind, as at July 31, 2019.

China's equity market stands out from other emerging markets'

From the equity market's point of view, China's A share market offers a very different risk profile, or beta, than other markets.

Domestic focus

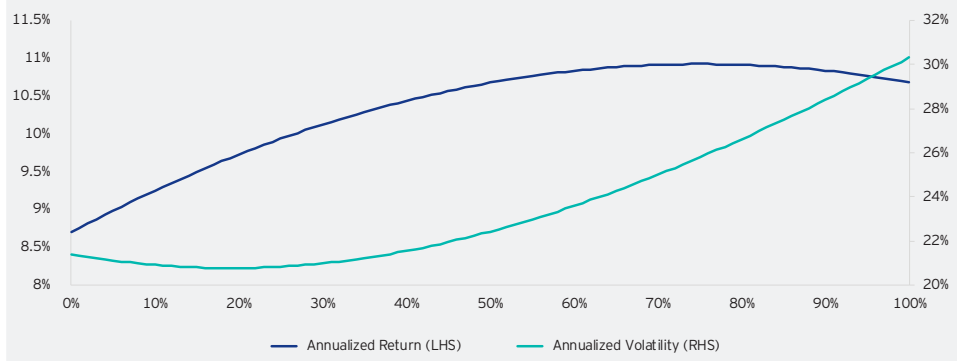
The A share market's domestic focus is a key factor contributing to its beta. Participants in the A share market have a unique profile: investors are overwhelmingly domestic retail individuals, while the companies that issue A shares derive most of their revenues from the domestic market.

Due to the consumption-driven nature of China's economic growth, most A share investors and listed companies are more likely affected by domestic concerns rather than external considerations. The domestic focus and dominance of retail investors also mean that the A share market is highly sensitive to policy and regulatory shifts.

All these mean that the A share market has a tendency to be volatile. It also means that it marches to its own beat. However, we think that this unique aspect of China's A share market is its biggest strength. Its low correlation to other equity markets in emerging markets – or even among Chinese share classes – helps in diversification (figures 3 and 4).

4. National Bureau of Statistics of China, accessed on July 3, 2019.

Figure 3: Increased A share allocation in MSCI EM ex-China A shares portfolio has improved returns noticeably



Source: FactSet, as of June 28, 2019. Data was sourced from July 2004 to June 2019 on a monthly basis.

Figure 4: Correlation of A shares with various indices (July 2009 to June 2019)

	CSI 300	MSCI China H	MSCI AC Asia Pacific ex JP	MSCI EM (Emerging Markets)	MSCI Japan	MSCI USA	MSCI AC European	MSCI AC World
CSI 300	1.00	0.73	0.54	0.53	0.34	0.43	0.39	0.46
MSCI China H	0.73	1.00	0.84	0.83	0.47	0.62	0.62	0.70
MSCI AC Asia Pacific ex JP	0.54	0.84	1.00	0.98	0.61	0.78	0.82	0.89
MSCI EM (Emerging Markets)	0.53	0.83	0.98	1.00	0.59	0.76	0.81	0.87
MSCI Japan	0.34	0.47	0.61	0.59	1.00	0.66	0.66	0.72
MSCI USA	0.43	0.62	0.78	0.76	0.66	1.00	0.84	0.96
MSCI AC European	0.39	0.62	0.82	0.81	0.66	0.84	1.00	0.94
MSCI AC World	0.46	0.70	0.89	0.87	0.72	0.96	0.94	1.00

Source: Bloomberg, FactSet, data as of June 30, 2019.

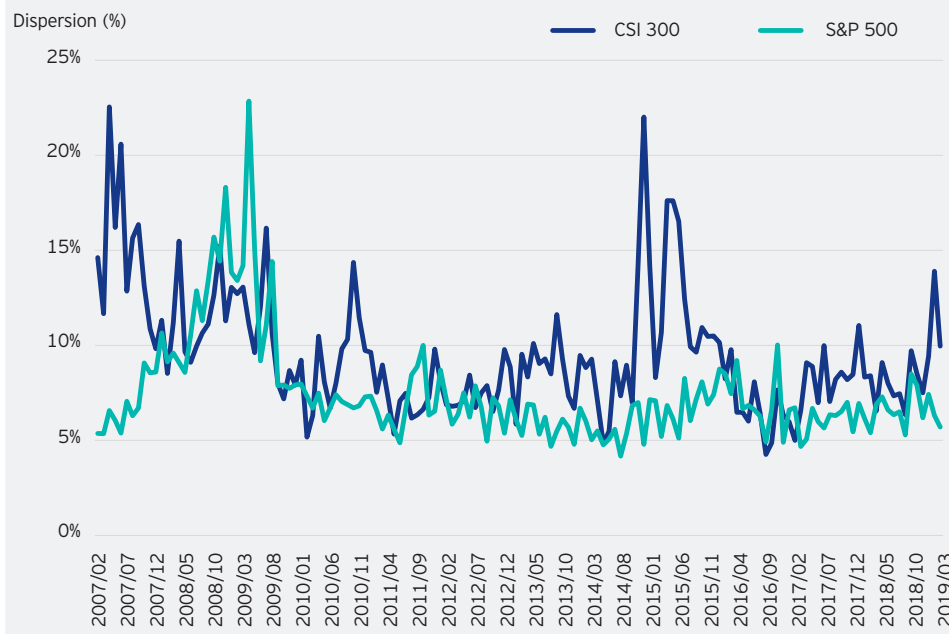
Sheer size

The A share market is also known for its sheer size. With almost 4,000 securities, it is huge and very diverse both in terms of industry and individual stock level. Some of these exposures are also unavailable in offshore Chinese equities such as H shares and American depository receipts. For example, A shares allow investors to gain exposure to smaller companies and sectors such as Chinese pharmaceuticals (traditional medicine) or spirits. It would be difficult to cover A shares with just a handful of holdings in a global emerging markets portfolio. Similarly, traditional global benchmarks tend to have a large-or mid-cap bias. Therefore, having a direct allocation to A shares would be more appropriate to capture the opportunities within this universe.

High dispersion

The A share market has a high rate of returns dispersion (figure 5) - often interpreted as a measure of the degree of uncertainty - and differences in stock valuations. This also occurs at the sectoral level. A dedicated, skilled active manager should know where he or she can target to uncover sources of diversified alpha to add to performance.

Figure 5: China A shares have deviated more from benchmark than US large caps



Source: Wind, Invesco Great Wall, data as of March 31, 2019.

Dynamic economy

China's private sector is very fluid, made up of industries and companies that are very dynamic and a fast-changing competitive landscape. To accurately capture the alpha and manage risk in A shares requires devoted attention from active managers.

Concerns over dedicated allocations to A shares

Investors should also be aware of the risks and problems that may result from having a dedicated allocation to China A shares.

Risk management

We've talked about the idiosyncratic risks that China A shares can represent. In a global emerging markets portfolio, a generalized risk model is applied across the board, and if China A shares are put into this same portfolio, a lot of these idiosyncratic factors will get buried and be overlooked. If A shares are behaving differently from other asset classes, investors won't be able to find out why within the global emerging markets portfolio.

Policy and regulatory risks are another major concern. The country is still opening itself up to foreign investments while ensuring stable economic growth and currency strength. This means that despite China gradually easing capital controls, the flow of capital still remains heavily regulated. Not only does that impact how much funds can investors repatriate, they can also result in volatility when investors expect a downturn in the near term.

These distinctive risks that China A shares present require a concerted effort at managing them, which would entail a targeted, standalone strategy to achieve the best results possible.

We stress that while a dedicated allocation to China A shares doesn't mean that risks would be lower, the approach would make the idiosyncratic risks more visible, allowing active managers to afford it the necessary attention.

Governance concerns

The low quality of corporate disclosures, governance, and accounting standards are another source of worry that could make an investor think twice about allocating directly to A shares. However, we stress that these issues are not unique to China alone - many emerging markets also face the same problems. In fact, China has been taking steps to improve on these fronts. Though these issues remain a risk for investors, skilled active managers can help them mitigate these dangers.

Implementation worries

There may be concerns over implementation. Investors that typically do not take on single-country mandates may find a dedicated China A shares allocation difficult to implement. At the same time, the lack of global ex-China indices means that those who choose to have an A share-specific allocation may see some overlap with other allocations. However, we see this as teething problems that can be resolved as time goes by. We expect more and more investors are likely to see the value of China A shares and will want to make dedicated allocations to them.

Conclusion

We've shown how a dedicated exposure to China A shares can help investors manage the idiosyncratic risks and reward that the asset class offers. An added benefit that arises from the standalone exposure, then, is the ability to capture higher alpha.

It's worth noting that many of these benefits from having a dedicated allocation to China A shares are temporary – we think that they will weaken over the next five to 10 years. As their representation on global indices increases and as China allows more foreign money to flow into its stock markets, the correlation benefit will fade, and the market will become more efficient. Considerations in capturing alpha will subsequently change.

For now, despite the uptick in global interest, the market remains largely driven by retail investors. At the same time, macroeconomic and global uncertainty about China's progress is sidelining a lot of investors. As China's clout grows within the emerging-market pool, long-term investors who are early movers are more likely reap the full benefits from a dedicated China A share exposure.

Investment risks

The value of investments and any income will fluctuate (this may partly be the result of exchange rate fluctuations) and investors may not get back the full amount invested.

Important information

Invesco Great Wall Fund Management Co. Ltd is a 49% Invesco-owned joint venture.

This article is exclusively for use by Professional Clients in Continental Europe (as defined in below), Dubai, Ireland, the Isle of Man and the UK, as well as Qualified Investors in Switzerland; for Institutional Investors only in the United States; in Canada, the document is intended only for accredited investors as defined under National Instrument 45-106; for Professional Investors in Hong Kong; for Institutional Investors in Australia and Singapore; for Qualified Institutional Investors in Japan and Taiwan. It is not intended for and should not be distributed to, or relied upon by, the public or retail investors. Please do not redistribute.

Continental Europe is defined as Austria, Belgium, Denmark, Finland, France, Germany, Greece, Italy, Luxembourg, Netherlands, Norway, Spain and Sweden.

This document is marketing material and is not intended as a recommendation to invest in any particular asset class, security or strategy. Regulatory requirements that require impartiality of investment/investment strategy recommendations are therefore not applicable nor are any prohibitions to trade before publication. The information provided is for illustrative purposes only, it should not be relied upon as recommendations to buy or sell securities.

Where individuals or the business have expressed opinions, they are based on current market conditions, they may differ from those of other investment professionals and are subject to change without notice.

This document does not form part of any prospectus. This document contains general information only and does not take into account individual objectives, taxation position or financial needs. Nor does this constitute a recommendation of the suitability of any investment strategy for a particular investor. Neither Invesco Ltd. nor any of its member companies guarantee the return of capital, distribution of income or the performance of any fund or strategy.

This document is not an invitation to subscribe for shares in a fund nor is it to be construed as an offer to buy or sell any financial instruments. As with all investments, there are associated inherent risks.

This document is by way of information only. This document has been prepared only for those persons to whom Invesco has provided it. It should not be relied upon by anyone else and you may only reproduce, circulate and use this document (or any part of it) with the consent of Invesco. Asset management services are provided by Invesco in accordance with appropriate local legislation and regulations.

The document is issued in:

- in **Australia** by Invesco Australia Limited (ABN 48 001 693 232), Level 26, 333 Collins Street, Melbourne, Victoria, 3000, which holds an Australian Financial Services Licence number 239916.
- in **Austria** by Invesco Asset Management Österreich - Zweigniederlassung der Invesco Asset Management Deutschland GmbH, Rotenturmstraße 16-18, 1010 Vienna, Austria.
- in **Belgium** by Invesco Asset Management SA Belgian Branch (France), Avenue Louise 235, 1050 Bruxelles, Belgium.
- in **Canada** by Invesco Canada Ltd., 5140 Yonge Street, Suite 800, Toronto, Ontario, M2N 6X7, Canada.
- in **Denmark, Finland, France, Greece, Luxembourg and Norway** by Invesco Asset Management SA, 16-18 rue de Londres, 75009 Paris, France.
- in **Dubai** by Invesco Asset Management Limited, PO Box 506599, DIFC Precinct Building No 4, Level 3, Office 305, Dubai, United Arab Emirates. Regulated by the Dubai Financial Services Authority.
- in **Germany** by Invesco Asset Management Deutschland GmbH, An der Welle 5, 60322 Frankfurt am Main, Germany.
- in **Hong Kong** by Invesco Hong Kong Limited 景順投資管理有限公司, 41/F, Champion Tower, Three Garden Road, Central, Hong Kong.
- in **Japan** by Invesco Asset Management (Japan) Limited, Roppongi Hills Mori Tower 14F, 6-10-1 Roppongi, Minato-ku, Tokyo 106-6114; Registration Number: The Director-General of Kanto Local Finance Bureau (Kin-sho) 306; Member of the Investment Trusts Association, Japan and the Japan Investment Advisers Association.
- in **Netherlands** by Invesco Asset Management S.A. Dutch Branch, Vinoly Building, Claude Debussylaan 26, 1082 MD Amsterdam, The Netherlands.
- in **Italy** by Invesco Asset Management SA, Sede Secondaria, Via Bocchetto 6, 20123 Milan, Italy.
- in **Singapore** by Invesco Asset Management Singapore Ltd, 9 Raffles Place, #18-01 Republic Plaza, Singapore 048619.
- in **Spain** by Invesco Asset Management SA, Sucursal en España, C/ GOYA, 6 - 3rd floor, 28001 Madrid, Spain.
- in **Sweden** by Invesco Asset Management SA (France) Swedish Filial, c/o Convendum, Jakobsbergsgatan 16, Box 16404, SE-111 43 Stockholm, Sweden.
- in **Switzerland** by Invesco Asset Management (Schweiz) AG, Talacker 34, 8001 Zurich, Switzerland.
- in **Taiwan** by Invesco Taiwan Limited, 22F, No.1, Songzhi Road, Taipei 11047, Taiwan (0800-045-066). Invesco **Taiwan Limited is operated and managed independently.**
- in the **Isle of Man, Ireland and the UK** by Invesco Asset Management Limited, Perpetual Park, Perpetual Park Drive, Henley-on-Thames, Oxfordshire, RG9 1HH, United Kingdom. Authorised and regulated by the Financial Conduct Authority.
- in **the US** by Invesco Advisers, Inc., Two Peachtree Pointe, 1555 Peachtree Street N.E., Atlanta, Georgia 30309, USA.